




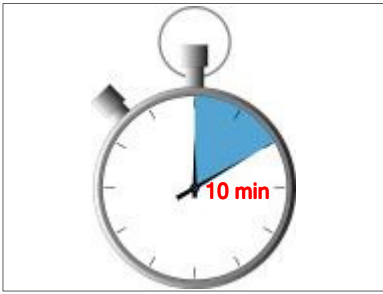







# How to wash and fix Detektor CANCER01 (DC01)

(with solutions of post-treatment kit)

<p>Dip DC01 into "Wasch 1" and slightly twirl it between fingers</p> 	<p>Meanwhile: clean the IN-Plug with cotton swabs</p> 	<p>Repeat the wash step in "Wasch 2"</p> 
<p>Repeat in "Wasch 3" until the tip is no longer covered with blood</p> 	<p>Incubation of washed DC01 in "Fix" solution</p> 	<p><b>Fixation time:</b></p> 
<p>Afterwards dry DC01 in the empty tube</p> 	<p><b>Dry time:</b></p> 	<p>Next with: <b>Shipment 1</b> or <b>Shipment 2</b></p>
<p><b>Shipment 1: Shipment at the same day</b></p> <p>Upright transport at <b>room temperature</b></p>	<p>Fill "Laborlösung" into the glass tube</p> 	<p>Place DC01 with golden tip ahead into glass tube, upright transport</p> 
<p><b>Shipment 2: Shipment not at the same day</b></p> <p><b>Frozen shipping</b> (thermal pack stored at -20°C) or on dry ice (in consent with GILUPI)</p>	<p>Place DC01 with golden tip ahead into the empty glass tube</p> 	<p>Store DC01 immediately at -20°C until shipment</p> 